

FEED BACK ANALYSIS REPORT

TEACHERS

2020-2021

Education is a dynamic process that thrives on effective curriculum design. In this analysis report, we delve into the perceptive feedback shared by our esteemed teaching faculty regarding different dimensions of our curriculum. By interpreting their feedback, we aim to extract valuable insights into the strengths of our educational framework and areas that warrant refinement.

Sl No:	Questions	Response in Percentage				
		Strongly Disagree	Disagree	Neutral	Agree	Strongly Agree
1.	Overall Structure and design	0	1	2	12	85
2.	Critical thinking and problem solving skills	0	2	2	12	84
3.	Real world applications and practical experiences	0	1	1	9	89
4.	technology and digital resources	0	0	1	9	90
5.	support and professional development opportunities	0	1	0	4	95
6.	physical facilities and infrastructure of the college	0	2	2	13	83
7.	collaborative and supportive environment	0	1	2	15	82
8.	facilitate your participation in professional development, scholarly activities	0	2	2	5	91
9.	college maintains a clean, safe, and well-equipped campus environment	0	1	0	6	93
10.	overall ambience and atmosphere for teaching	0	2	2	20	76

Question 1: Satisfied with the overall structure and design of the curriculum

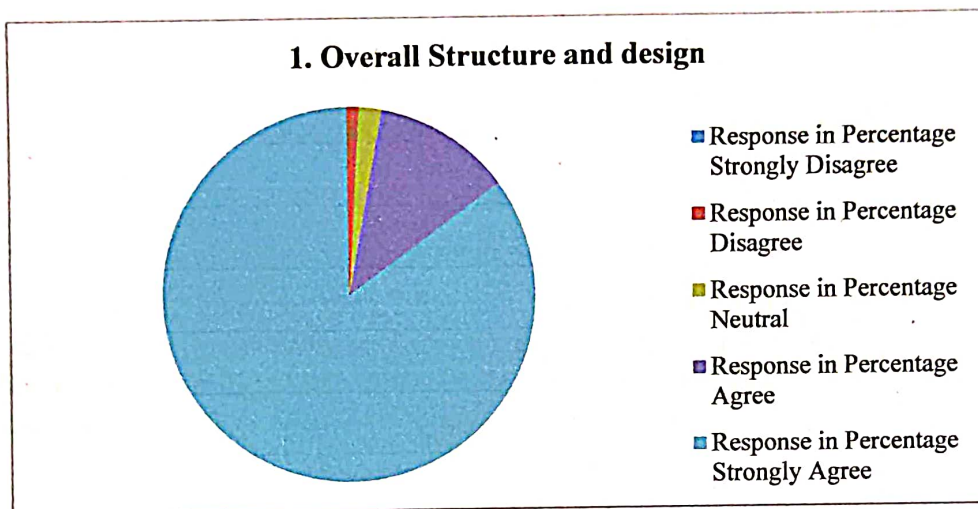
Strongly Disagree: 0%

Disagree: 1%

Neutral: 2%

Agree: 12%

Strongly Agree: 85%



The data reflects a largely positive sentiment towards the overall structure and design of the curriculum, with 85% of respondents expressing strong agreement. While a minor percentage (3%) remains neutral or disagrees, this indicates a general satisfaction with the curriculum's organization and layout.

Question 2: Critical Thinking and Problem Solving Skills

Strongly Disagree: 0%

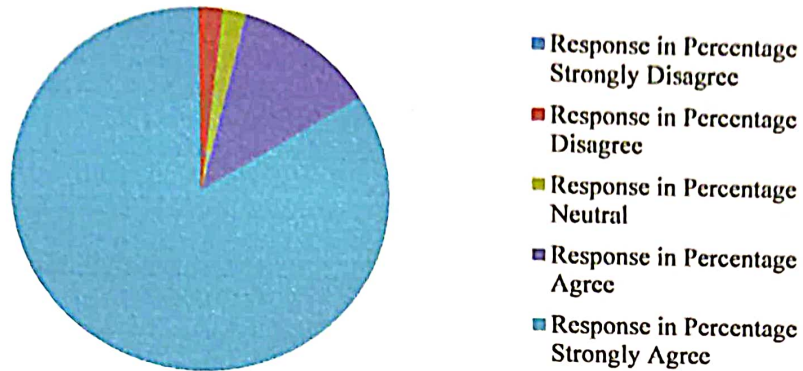
Disagree: 2%

Neutral: 2%

Agree: 12%

Strongly Agree: 84%

2. Critical thinking and problem solving skills



Teachers' feedback highlights a strong emphasis on critical thinking and problem-solving skills, as indicated by 84% of respondents strongly agreeing. While a small percentage (4%) expresses a more neutral or disagreeing perspective, the overall tone suggests a commendable alignment with these essential skills within the curriculum.

Question 3: The curriculum effectively incorporates real world applications and practical experiences to enhance student learning

Strongly Disagree: 0%

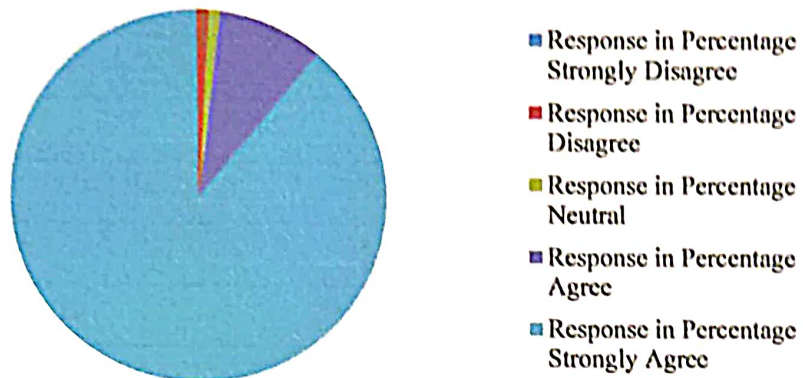
Disagree: 1%

Neutral: 1%

Agree: 9%

Strongly Agree: 89%

3. Real world applications and practical experiences



The data reveals a robust appreciation for real-world applications and practical experiences, with 89% of respondents strongly agreeing. While a minor percentage (2%) offers neutral or slightly disagreeing opinions, the overwhelming response underscores the curriculum's success in bridging theory with real-world contexts.

Question 4: Technology and Digital Resources

Strongly Disagree: 0%

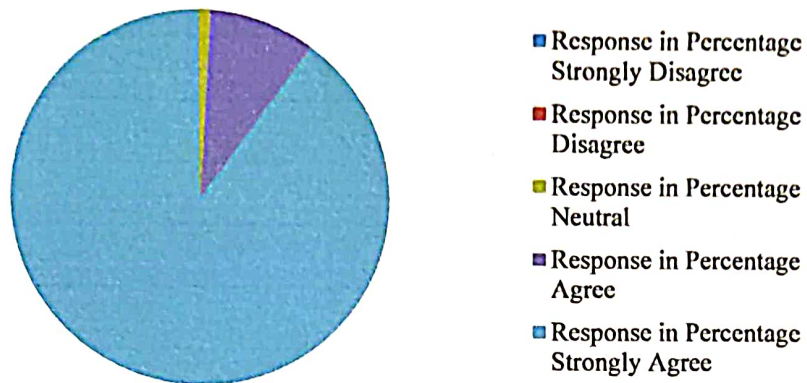
Disagree: 0%

Neutral: 1%

Agree: 9%

Strongly Agree: 90%

4. technology and digital resources



The feedback echoes a positive perception of the technology and digital resources embedded within the curriculum, with 90% of respondents expressing strong agreement. The minor percentage (1%) with neutral opinions suggests a strong alignment with the technological aspects of the curriculum.

Question 5: Satisfied with the support and professional development opportunities provided by the college

Strongly Disagree: 0%

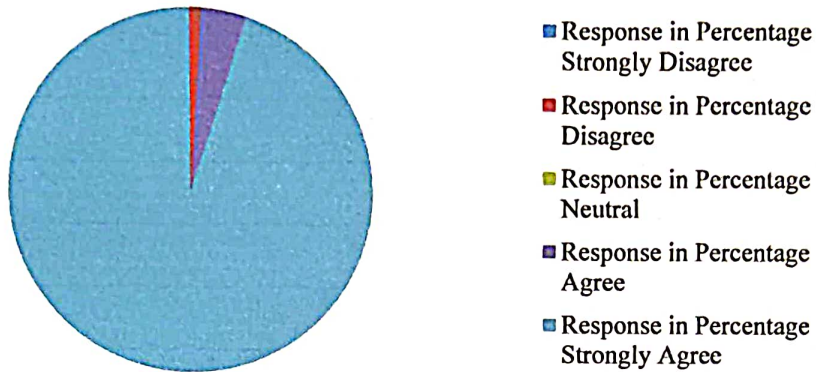
Disagree: 1%

Neutral: 0%

Agree: 4%

Strongly Agree: 95%

5. support and professional development opportunities



Teachers' feedback overwhelmingly recognizes the curriculum's role in providing support and professional development opportunities, with 95% of respondents strongly agreeing. The limited percentage (1%) expressing a more neutral stance indicates the curriculum's proactive approach to nurturing growth and skill enhancement.

Question 6: Physical Facilities and Infrastructure of the College

Strongly Disagree: 0%

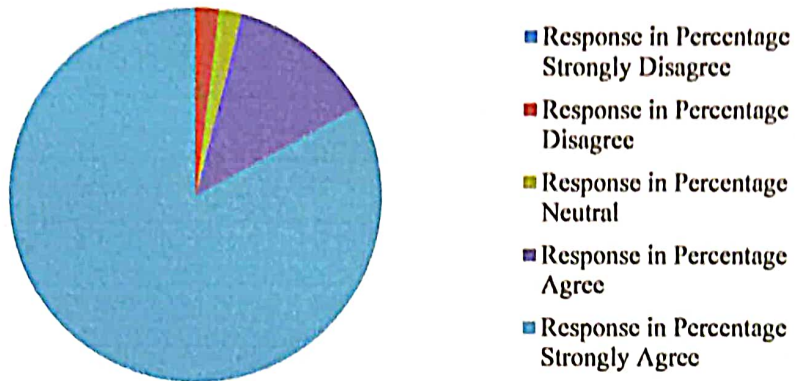
Disagree: 2%

Neutral: 2%

Agree: 13%

Strongly Agree: 83%

6. physical facilities and infrastructure of the college



The data suggests an alignment between the curriculum and the college's physical facilities and infrastructure, with 83% of respondents expressing strong agreement. While a minority (4%) holds neutral or slightly disagreeing opinions, the overall sentiment indicates a harmonious integration between the educational framework and the physical environment.

Question 7: The college provides a collaborative and supportive environment among faculty members and staff

Strongly Disagree: 0%

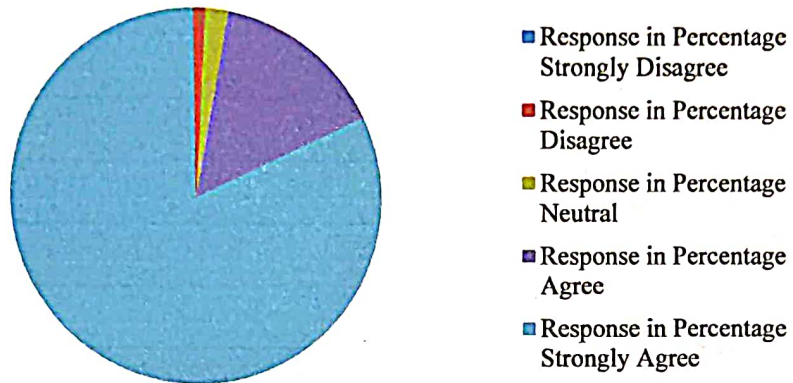
Disagree: 1%

Neutral: 2%

Agree: 15%

Strongly Agree: 82%

7. collaborative and supportive environment



The feedback emphasizes a collaborative and supportive environment, with 82% of respondents strongly agreeing. While a small percentage (3%) offers neutral or slightly disagreeing perspectives, the majority supports the curriculum's role in fostering teamwork and cooperation.

Question 8: Participation in Professional Development, Scholarly Activities

Strongly Disagree: 0%

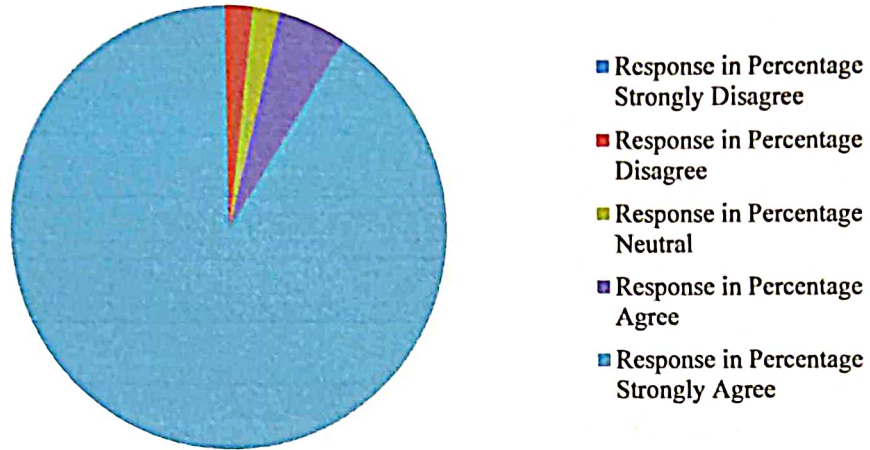
Disagree: 2%

Neutral: 2%

Agree: 5%

Strongly Agree: 91%

8. Facilitate your participation in professional development, scholarly activities



The data showcases a significant recognition of the curriculum's facilitation of participation in professional development and scholarly activities, with 91% of respondents expressing strong agreement. While a minor percentage (4%) holds neutral or slightly disagreeing viewpoints, the feedback indicates a proactive approach towards educators' growth.

Question 9: College maintains a clean, safe, and well-equipped campus environment

Strongly Disagree: 0%

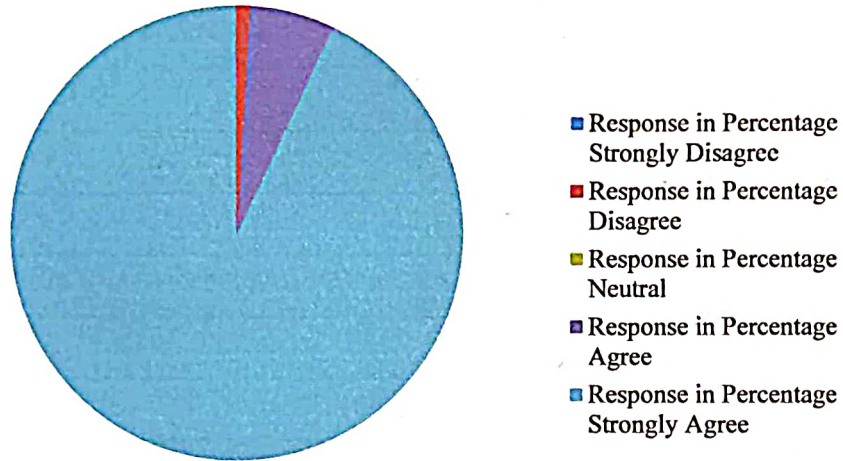
Disagree: 1%

Neutral: 0%

Agree: 6%

Strongly Agree: 93%

9. College maintains a clean, safe, and well-equipped campus environment



The feedback resonates with the curriculum's alignment with campus cleanliness, safety, and well-equipped surroundings, as indicated by 93% of respondents strongly agreeing. The minor percentage (1%) holding neutral or slightly disagreeing opinions suggests a continued focus on ensuring a conducive environment.

Question 10: Overall ambience and atmosphere for teaching

Strongly Disagree: 0%

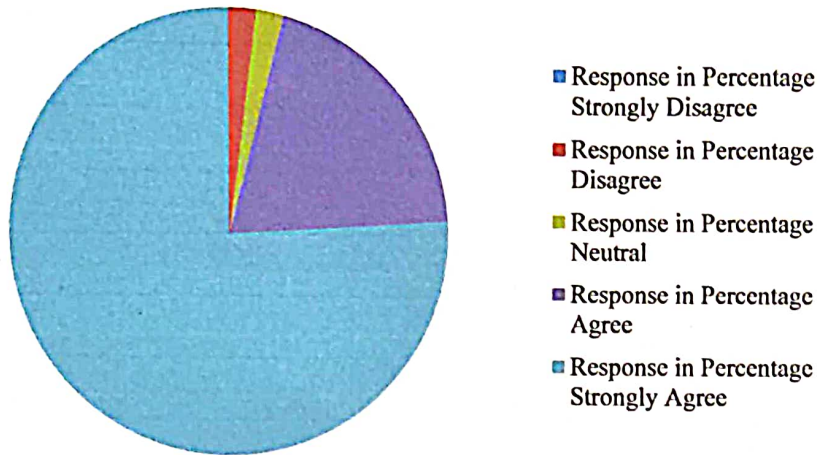
Disagree: 2%

Neutral: 2%

Agree: 20%

Strongly Agree: 76%

10. Overall ambience and atmosphere for teaching



Teachers' feedback reflects an appreciation for the curriculum's contribution to the ambience and atmosphere for teaching, with 76% of respondents strongly agreeing. While a significant percentage (22%) expresses neutral or slightly disagreeing opinions, the data signals opportunities for enhancing the teaching environment.

CONCLUSION

The analysis of teacher feedback presents a mixed yet largely positive perspective on various curriculum aspects. The strengths highlighted across dimensions underscore the curriculum's effectiveness. However, there are also areas that warrant further attention and potential refinement. By capitalizing on the positive aspects and addressing areas for improvement, we can continue to evolve our curriculum to meet the dynamic needs of both educators and students.

IQAC Co-ordinator
DON BOSCO COLLEGE
Mampetta, Mukkom
Kozhikode - 673602



Rev. Dr. Gibi Jose sdb
Principal
Don Bosco College
Mampetta, Mukkam, Kozhikode
Pin - 673 602